

STATE UNIVERSITY
OF NOVI PAZAR



2nd International Conference
CONTEMPORARY PROBLEMS OF MATHEMATICS,
MECHANICS AND INFORMATICS

CPMMI 2012

BOOK OF ABSTRACTS



Novi Pazar, 2012.



2nd International Conference

**CONTEMPORARY PROBLEMS OF MATHEMATICS,
MECHANICS AND INFORMATICS**

CPMMI 2012

organized by


**STATE UNIVERSITY
OF NOVI PAZAR**
Department of Mathematical Sciences

Novi Pazar
17-19 June, 2012.

State University of Novi Pazar



CPMMI 2012
BOOK OF ABSTRACTS



Novi Pazar, June 17-19, 2012

2nd International Conference
**CONTEMPORARY PROBLEMS OF MATHEMATICS,
 MECHANICS AND INFORMATICS (CPMMI 2012)**

BOOK OF ABSTRACTS

Publisher
 State University of Novi Pazar

Publisher in chief
 Prof. Dr. Cermal Dolicanin

Editor
 Prof. Dr. Cermal Dolicanin

Technical design
 Vera Nikolic-Stanojevic

Printed by
 New elements, Novi Pazar

CONTENTS

1. N. Morozov, APPLIED PROBLEMS OF NANOMECHANICS	5
M. Ruzhansky, OPERATORS ON COMPACT LIE GROUPS	7
S. Pilipovic, DIRECT PRODUCT OF WDO_n AND THE WEYL ASYMPTOTICS	8
A. Libardi, VARIATIONAL PRINCIPLES FOR THE SPECTRAL RADIUS OF	9
OPERATORS GENERATED BY DYNAMICAL SYSTEMS: FROM ERGODICITY	
TO ENTROPY	
5. A. Aizenstejn, ON SPECTRAL PROPERTIES OF THE WEIGHTED	12
COMPOSITION OPERATORS	
6. V. N. Tkhai, QUASI-AUTONOMOUS MECHANICAL SYSTEMS	14
OSCILLATIONS, STABILITY, BIFURCATIONS, AND RESONANCE	
7. V. Vajted, MODIFICATION OF THE EQUATIONS OF PLANETARY SYSTEMS	15
MOTION	
8. D. Spasić and C. Dolicanin, APPLICATIONS OF THE ATANACKOVIC	16
OPERATOR DIFFUSION FORMULA FOR FRACTIONAL DERIVATIVES IN	
IMPACT PROBLEMS	
9. T. M. Atanackovic, S. Pilipovic and D. Zorica, VIBRATIONS OF A SYSTEM	17
VISCOELASTIC ROD OF FRACTIONAL TYPE AND A BODY ATTACHED TO	
THE ROD	
10. S.A. Zeghda, Sh.Kh. Selikhmanov and M.P. Yushkov, SOME OPTIMAL	18
CONTROL PROBLEMS SOLVED BY METHODS OF NONHOLONOMIC	
MECHANICS	
11. P.P. Zabrejko and A.V. Krivonozhko, FINITE SYSTEMS OF EQUATIONS	20
AND IMPLICIT FUNCTIONS	
12. I.Z. Milovanovic, C. B. Durrleman, M. K. Sogajer and E.L. Milovanovic,	21
CONSTRUCTION OF EUCLIDIAN ALGORITHM FOR SOLVING MODULAR	
EQUATIONS	
13. D. Bakić, S. Pilipovic, J. Vindas and N. Tostanov, ABELIAN AND TAUBERIAN	22
THEOREMS FOR THE WAVELET TRANSFORM	
14. T. Arbak, M. Petrovic, THE SPREAD OF CACTI	23
15. D. Rankovic, GENERALIZED SYSTEMS OF BOOLEAN EQUATIONS	24
16. N. C. Dinale and D. S. Djordjevic, SOME RESULTS CONCERNING THE MOORE-	26
PENROSE INVERSE OF THE HILBERT SPACE OPERATORS	
17. I. Z. Milovanovic, E. I. Milovanovic, M. K. Sogajer and T. Z. Mirkovic, A	27
REMARK ON RICHARD'S METHOD FOR COMPUTING THE INVERSE OF	
OPERATORS AND THE RELATIONSHIPS BETWEEN DOPPLER SIGNAL	
18. B. Mihic, D. Rankovic, THE TRANSFORMATIONS	28
19. D. Jankić, M. Mihaljević, D. Mihić, S. Nikolić and S. Perić, SLIDING MODE	29
CONTROL BASED ON ORTHOGONAL MODELS	
20. Lj. Oparrnica, WAVES IN VISCOELASTIC MEDIA	30
21. M. Kolundžija and D. S. Djordjevic, GENERALIZED INVERTIBILITY AND	31
FREDHOLM PROPERTIES OF $O_2 \times O_2$ OPERATOR MATRICES	
22. N. Grabovac, ON POSSIBLE SCRIPTS BETWEEN TWO BODIES IN IMPACT	32

Plenary Session

APPLIED PROBLEMS OF NANOMECHANICS

N. Morozov,
Saint-Petersburg State University, Russia

Abstract

The investigations of strength and stability of nanoobjects are arranged on the basis of modified theory of elasticity taking an account the surface effects [1-5]. The solutions of some actual problems are presented:

- a. the loading of rod with porosity [6],
 - b. the Kirsch problems [7],
 - c. the stability of plane form of equilibrium for plate with holes.
- The analysis of the influence of surface effects and residual stresses on strength and stability of nanoobjects is given.

References

- [1] R. E. Miller, V. B. Shenoy, Size-dependent elastic properties of nanosized structural elements", Nanotechnology 11 (2000) 139-147.
- [2] V. B. Shenoy, "Atomic calculations of elastic properties of metallic fcc crystal surfaces", Phys.Rev.B.,71(9), 94-104 (2005).
- [3] J. Yang, T. Ono, M. Esashi, "Investigating Surface Stress: Surface loss in ultrathin single-crystal silicon cantilevers",

23	Z. Vashin, ASYMPTOTIC DISTRIBUTION OF BELTRINI'S GENERALIZED PROOF MATRICES	34
24	T. A. A. A. and K. A. ON ANALYTICAL INVESTIGATION AND FINITE ELEMENT MODELING IN THE PROBLEM OF THE SATELLITES ATTITUDE STABILIZATION	35
25	L. A. Sidorov, STOCHASTIC STABILITY CONDITIONS FOR SOLUTIONS OF DIFFERENTIAL EQUATIONS FOR MEANS	37
26	A. Gorb, MECHANICS OF MULTIPHASE MATERIALS WITH APPLICATIONS TO BIOLOGICAL PROBLEMS	38
27	T. M. Alameddine, D. Dellecasse, X. Pilipavicius and B. Skovranovic, CAUCHY PROBLEMS FOR SOME CLASSES OF LINEAR FRACTIONAL DIFFERENTIAL EQUATIONS	41
28	A. Yu. Aleksandrov and A. A. Krasov, STABILITY OF EQUILIBRIUM POSITIONS OF MECHANICAL SYSTEMS WITH SWITCHED FORCE FIELDS	42
29	B. Jovan, T. Atanackovic and S. Pilipavicius, IMAGE DENOISING BY A DIRECT VARIATIONAL MINIMIZATION CASE STUDY: AN ACCIDENT	44
30	B. Komarovic and D. Spasić, RECONSTRUCTION OF NONHOLONOMIC MECHANICS AND THE HENRTZ THEORY OF IMPACT	46
31	V. Nishitani and I. Chik, REAL-CODED GENETIC OPTIMIZATION OF VARIABLE SPEED AGRO-THERMOCHEMICAL FUZZY CONTROLLER	48
32	M. Bogdanovic, D. Ribic, V. Nishitani, S. Stankovic and M. Milec, NUMERICAL SIMULATION OF FRICTION STIP WELDING ON A A2024-T351 PLATE	49
33	Z. Dukanovic and I. Stokich, A NEW MODEL FOR DETECTION OF THE EARLY GLAUCOMA STAGE	50
34	V. Gerasimovic, NONHOMOGENEOUS FIRST ORDER LINEAR DIFFERENTIAL EQUATION	52
35	M. M. Small, VELOCITY TARGETS IN DOPPLER RADAR ELECTROMAGNETIC FIELD AND LOCATION OF THEIR REFLECTIVE CLUSTERS	53
36	V. Buzdakov, F. Spasovic and A. Pavlovic, SINGLE USER NON-REGENERATIVE WAVE MIMO RELAYING	54
37	L. Babin and J. Frankovic, HYBRID COMPUTER NETWORK SIMULATIONS USING GPS	55
38	A. Praljak and Z. Barbaric, ANALYSIS OF IRREGULARITIES IN BUILDING CONSTRUCTION USING THE FUSION OF TV AND THERMAL IMAGES	56
39	M. Zec, ON SEISMIC RESPONSE OF A COLUMN-LIKE STRUCTURE WITH PASSIVE DAMPERS	57
40	E. Katica, A. Crnkovic and A. Piljavacki, WEB APPLICATION FOR MONITORING THE SCIENTIFIC ACTIVITY OF EMPLOYEES AT SUNF OF TEXT DOCUMENTS	58
41	I. Marovic, J. Katica and G. Sunic, A SOLUTION OF SEMANTIC CLUSTERING OF TEXT DOCUMENTS	59
42	B. Brestija, APPLYING MODERN INFORMATION TECHNOLOGY IN OPTIMIZATION OF CONSTRUCTION MACHINERY SELECTION	61

NUMERICAL SIMULATION OF FRICTION STIR WELDING ON AA2024-T351 PLATES

Miroslav Mijajlovic¹, Dragan Mileic¹, Vera Nikolic-Stanojevic²
and Miodrag Mileic¹

¹University of Niš, Faculty of Mechanical Engineering, Serbia
²State University of Novi Pazar, Serbia

Abstract

Friction stir welding is a solid-state welding technique that utilizes thermo-mechanical influence of the rotating welding tool on parent material resulting with monolith joint - weld. On the contact of welding tool and parent material, significant stirring and deformation of parent material appears, and during this process mechanical energy is partially transformed into heat. Generated heat affects the temperature of the welding tool and parent material so proposed analytical model for estimation of the amount of generated heat can be verified by temperature: analytically determined heat is used for numerical estimation of the parent material's temperature and this temperature is compared to the experimentally determined temperature. Numerical solution for analytical estimation of welding plates temperature is estimated using finite difference method - explicit scheme with adaptive grid, considering influence of temperature on material's conductivity, contact conditions between welding tool and parent material, material flow around welding tool etc.

Key words: Friction Stir Welding, Numerical simulations, AA2024-T351, Finite difference method

49

REAL CODED GENETIC OPTIMIZATION OF VARIABLE SPEED AERO TURBINE FUZZY CONTROLLER

Vlastimir Nikolic and Ivan Ćirić

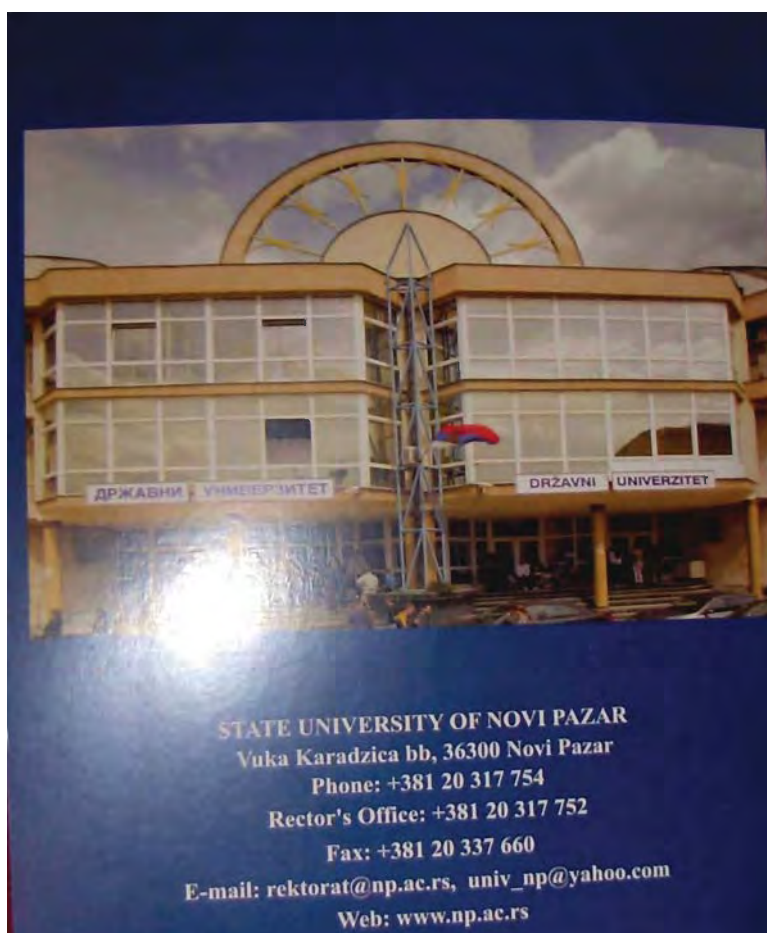
University of Niš, Faculty of Mechanical Engineering,
Serbia

Abstract

Control of variable speed wind turbine system is very complicated because of the stochastic nature of the wind and the complexity of power electronics. In classical control, the controller design needs accurate mathematical model, but this kind of model of the wind turbine system is very difficult to get because of the nonlinear characteristics, stochasticity, disturbances and uncertainties. A model is analysed and combined with stochastic wind model for simulation purposes. Based on the model, a fuzzy control of wind turbine is developed. For optimal tuning of fuzzy controller parameters real coded genetic algorithms were used and maximum power extraction was used as an optimization criterion. Wind turbine control loop provides the reference inputs for the electric generator control loop in order to make system run with maximum power. Since no adequate data of wind speed and direction for the testing site were available, wind speed estimator is also presented.

Key words: fuzzy control, genetic algorithms, wind turbine, wind speed estimation.

48



STATE UNIVERSITY OF NOVI PAZAR

Vuka Karadzica bb, 36300 Novi Pazar

Phone: +381 20 317 754

Rector's Office: +381 20 317 752

Fax: +381 20 337 660

E-mail: rektorat@np.ac.rs, univ_np@yahoo.com

Web: www.np.ac.rs

Numerical Simulation of Friction Stir Welding on Aluminium Alloy 2024-T351 Plates

Miroslav Mijajlović¹, Dragan Milčić¹, Vera Nikolić-Stanojević², Miodrag Milčić¹

¹University of Niš, Faculty of Mechanical Engineering Niš, Aleksandra Medvedeva 14, 18000 Niš, Serbia;

²State University of Novi Pazar, Vuka Karadžića bb, 36300 Novi Pazar, Serbia.

Abstract

Friction stir welding is a solid-state welding technique that utilizes thermo-mechanical influence of the rotating welding tool on parent material resulting with monolith joint - weld. On the contact of welding tool and parent material, significant stirring and deformation of parent material appears, and during this process mechanical energy is partially transformed into heat. Generated heat affects the temperature of the welding tool and parent material so proposed analytical model for estimation of the amount of generated heat can be verified by temperature: analytically determined heat is used for numerical estimation of the parent material's temperature and this temperature is compared to the experimentally determined temperature. Numerical solution for analytical estimation of welding plates temperature is estimated using finite difference method - explicit scheme with adaptive grid, considering influence of temperature on material's conductivity, contact conditions between welding tool and parent material, material flow around welding tool etc.

Key words: *Friction Stir Welding, Numerical Simulation, 2024-T351, Finite Difference Method*

1. Introduction

Friction Stir Welding (FSW) is a solid state welding process predominantly used for welding of aluminium, aluminium alloys and other soft metals/alloys. This welding technique requires usage of specialized, cylindrical – shouldered tool, with a profiled threaded/unthreaded probe (Figure 1). Welding tool is rotated at a

constant speed and fed at a constant traverse speed into the joint line between two welding plates (workpieces), which are butted together. The parts are clamped rigidly onto a backing plate (anvil) in a manner that prevents the abutting joint faces from being forced apart. The length of the probe is slightly less than the weld depth required and the tool shoulder should have contact with the work surface. The probe is moved against the weld – joint line, or vice versa. While traveling, welding tool stirs, deforms and mixes the material of the workpieces into the monolith mixture that represents the weld.

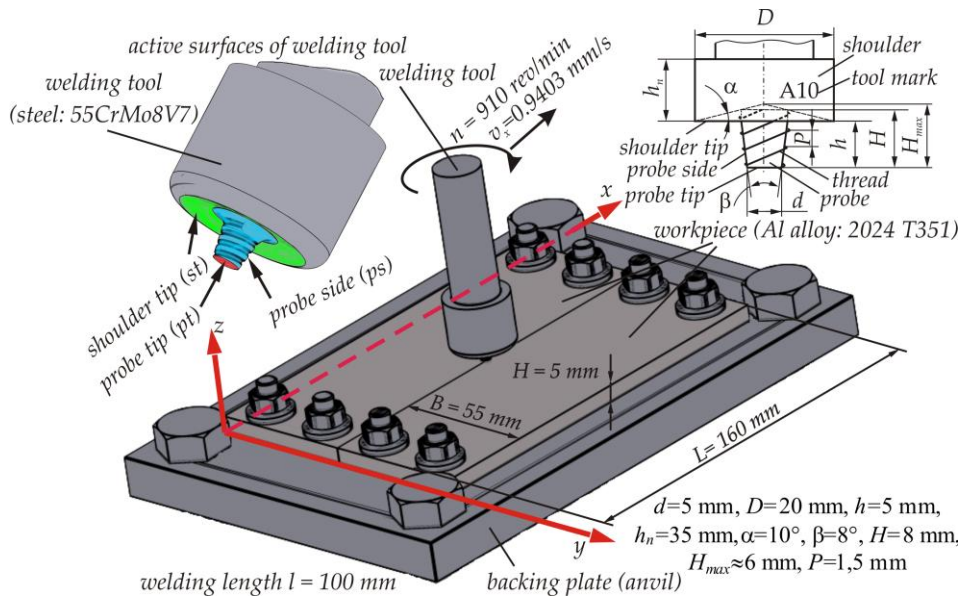


Figure 1 Principle of the FSW, welding tool and active surfaces of the welding tool

As a solid state welding procedure, FSW uses pure mechanical energy as welding process activation energy and distributes it from the welding machine to the base material (workpieces) over the welding tool. However, only one part of the mechanical energy is used directly as a mechanical energy while the rest of it is transformed in other types of energy: into heat, light, electricity, radiation etc. Researches, experience and engineering practice have shown that, as a result of any kind of energy transformation, direct or indirect product of energy use is transformation of input energy into heat, partially or almost completely. This is a phenomenon that appears during the FSW process as well: mechanical energy given to the welding tool is dominantly used for deformation and mixing of the particles chopped from workpieces during contact of the welding tool and workpieces, the rest of energy is

transforming into heat and some of it is transformed in other types of energy (**Error! Reference source not found.**).

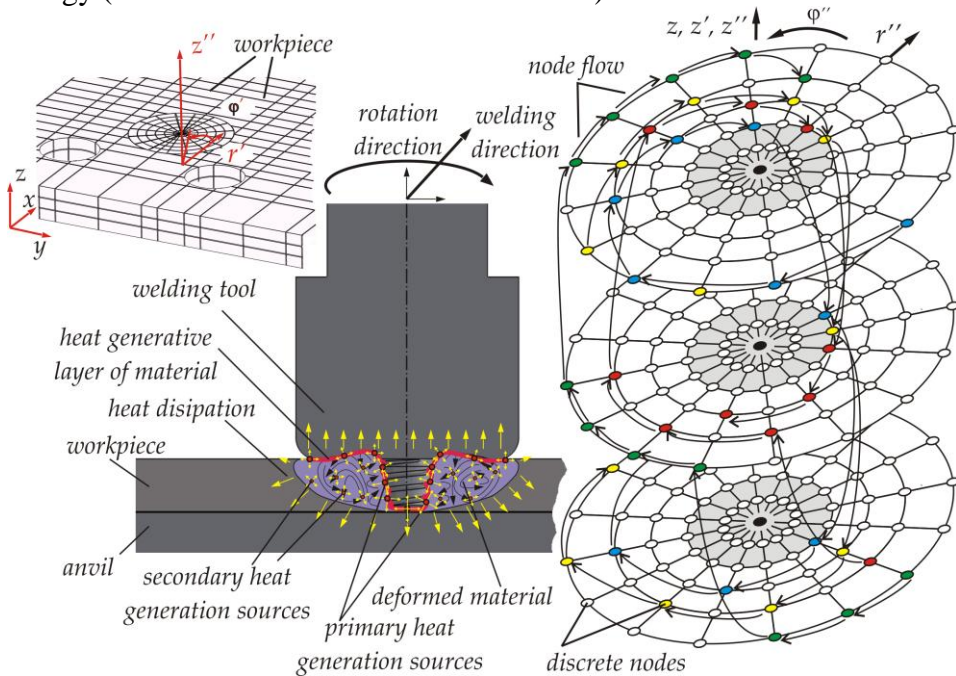


Figure 2 Space discretization, heat generation and material flow pattern - node substitution and replacement during FSW

Primary transformation of the mechanical power into heat happens on the intimate contact of the welding tool and workpieces or in a thin layer of the softer material (in this case it is the material of workpieces) near the welding tool (Figure 2). This layer represents primary heat generation sources. Secondary transformation of power into heat happens in the volume of deformed material of workpieces and moving particles of workpieces' material represent secondary heat generation sources.

2. Analytical model for estimation of amount of generated during FSW

Heat generation process at FSW has been partially investigated at the beginning of 2002 for the first time [3]. This happened 11 years after invention of the FSW.

Until present days, there are three (four) published analytical models for estimation and assessment of amount of heat generated during FSW [3, 7, 8]. All of them differently approach to the heat generation in FSW, however, all of them consider heat generation in FSW as a process tightly

connected with the contact mechanics, tribology, plastic deforming and thermodynamics of deformable bodies. These models show that 60% to 100% of the mechanical power transform into heat during FSW.

Analytical model developed at Faculty of Mechanical Engineering Nis is the fourth published model for estimation of amount of heat generated during FSW [4, 5, 6]. As well as first three models, it relies on the conservation of mechanical energy postulate and starts from the assumption that in theory complete amount of mechanical energy delivered to the welding tool transforms into heat. In reality, one part of mechanical energy is used for other processes that appear during welding what gives that at most the rest of the mechanical energy can be transformed into heat. In order to estimate maximal possible amount of generated heat during FSW (for certain technological parameters of the process), this model takes into consideration influence of the welding tool to the process of welding, loads, tribological parameters, temperature of workpieces, material flow around the welding tool, heat generation mechanisms etc.

3. Numerical simulation of FSW

Estimation of the amount of generated heat during FSW is basing on analytical expressions that give the amount of heat generated on active surfaces of the welding tool. Due to the numerous parameters involving transformation of mechanical energy into heat, complex mutual dependences between these parameters, as well as the fact that heat generation in FSW is highly process-realization dependent phenomena, analytical estimation of amount of heat generated during FSW is iterative and discrete process. For example, temperature of workpieces is important for the FSW process and estimation of temperature requires solving heat equation. Heat equation is differential equation that has algebraic solutions for limited cases and usually is solved numerically. Even more complex challenge is estimation of heat transfer thru the workpieces initiated with the material flow around the welding tool: it is necessary to recognize material flow patterns, dependences between welding tool, technological parameters of welding process and material properties etc, and then to connect heat transfer with mass transfer.

Material flow in FSW was explained by many [1, 2, 8, 9, 10], however, there is no adequate mathematical model capable to fully describe it. Present works on FSW either neglect the influence of material flow or simplify the material flow patterns considering it purely rotational around the welding tool. Faculty of Mechanical Engineering in Nis has proposed

a new numerical procedure for implementation of material flow pattern into numerical simulations of FSW. Procedure is called - node substitution and replacement [6] and uses experimental results, probabilistic theory, technological parameters of the FSW, geometry of the FSW tool etc. to estimate material flow pattern around the FSW tool. The main goal of the procedure was to improve accuracy of the numerical simulation.

All these procedures are numerical and when implemented in analytical model for heat estimation they are part of the numerical simulation of FSW that has a goal estimate amount of heat generated during FSW.

As process-realization dependent phenomena, heat generation during FSW influences analytical model for amount of generated heat estimation to use experimental data of FSW for proper precision (Figure 3). Table 1 shows some important parameters necessary for the numerical simulation.

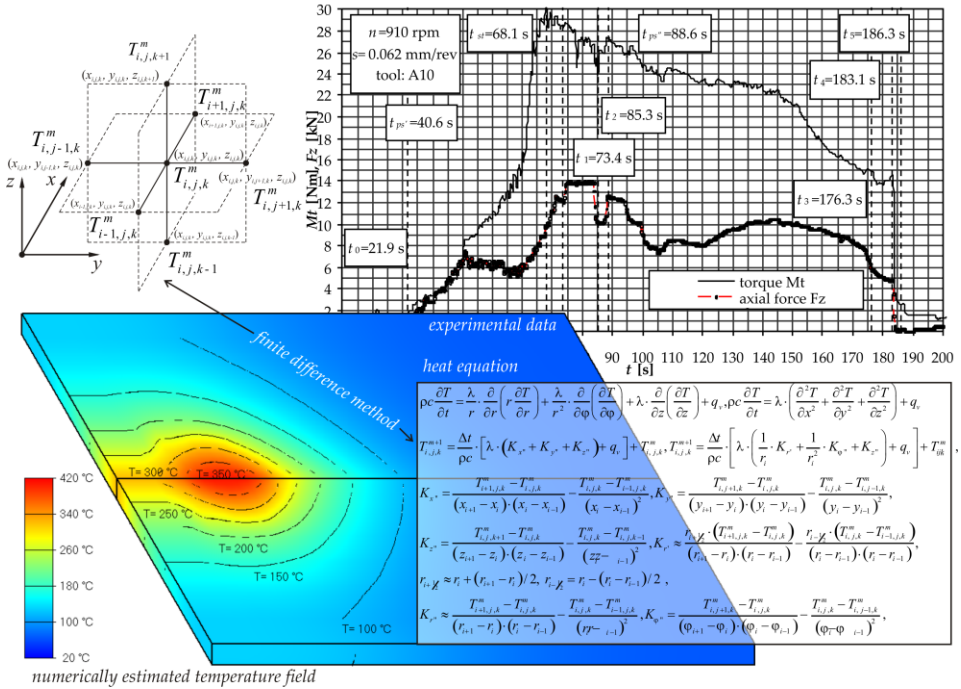


Figure 3 Numerical simulation of the FSW

Table 1 Simulation parameters

T, [°C]	24	100	149	204	260	316	371	400
$\sigma_{yield}(T)$, [N/mm ²] / no plastic strain	345	331	310	138	62	41	28	21

$\sigma_{\text{yield}}(T, \varepsilon)$, [N/mm ²] / plastic strain ε	483 / 0.18	455 / 0.16	379 / 0.11	186 / 0.23	76 / 0.55	52 / 0.75	34 / 1.00	25 / 1.00
Convection coefficient	$\alpha=10 \text{ W}/(\text{m}^2\text{K})$, $\alpha_{\text{approx}}=1500 \text{ W}/(\text{m}^2\text{K})$							
Nominal TP* of welding plates:	$\lambda_{\text{pt}} = 121 \text{ W}/(\text{mK})$, $\rho_{\text{pt}} = 2780 \text{ kg}/\text{m}^3$, $c_{\text{pt}} = 875 \text{ J}/(\text{kgK})$							
Nominal TP of welding tool:	$\lambda_{\text{wt}} = 38 \text{ W}/(\text{mK})$, $\rho_{\text{wt}} = 7840 \text{ kg}/\text{m}^3$, $c_{\text{wt}} = 500 \text{ J}/(\text{kgK})$							
Material and diameter of bolts:	S335 EN 10025, $d_z=10 \text{ mm}$							
Nominal TP of bolts:	$\lambda_{\text{bt}} = 43 \text{ W}/(\text{mK})$, $\rho_{\text{bt}} = 7850 \text{ kg}/\text{m}^3$, $c_{\text{bt}} = 420 \text{ J}/(\text{kgK})$							
Important dimensions and material of anvil:	$L_a=220 \text{ mm}$, $B_a=148 \text{ mm}$, $H_a=16 \text{ mm}$, X5CrNi18-10							
Nominal TP of anvil:	$\lambda_a = 18 \text{ W}/(\text{mK})$, $\rho_a = 8030 \text{ kg}/\text{m}^3$, $c_a = 500 \text{ J}/(\text{kgK})$							
Minimal discretization dimensions / time step:	$\Delta x_{\text{min}} = 3 \text{ mm}$, $\Delta y_{\text{min}} = 1.5 \text{ mm}$, $\Delta z_{\text{min}} = 1.5 \text{ mm}$; $\Delta t = 0.0055 \text{ s}$							
Adaptive discretization parameters:	$\varepsilon_x = -1, 1, 5/3, 7/2$; $\varepsilon_y = -4/3, 1, 5/3, 2, 10/3, 16/3, 20/3$; $\varepsilon_z = -1, 1$;							
Convergence of FDM**:	$\lambda_{\text{pt}} \cdot \Delta t / (\rho_{\text{pt}} \cdot c_{\text{pt}} \cdot \Delta x_{\text{min}}^2) = 0.03 < 1/6 = 0.167$ $\lambda_{\text{pt}} \cdot \Delta t / (\rho_{\text{pt}} \cdot c_{\text{pt}} \cdot \Delta y_{\text{min}}^2) = 0.122 < 1/6 = 0.167$ $\lambda_{\text{pt}} \cdot \Delta t / (\rho_{\text{pt}} \cdot c_{\text{pt}} \cdot \Delta z_{\text{min}}^2) = 0.122 < 1/6 = 0.167$							
Number of nodes/iterations:	$n_{\text{nod}} = 14160$ / $n_{\text{iter}} = 28528$							
Approximate calculation time	$t_{\text{calc}} = 1283760 \text{ s}$ (14 d 20 h 36 min) (processor: $2 \times 2.30\text{GHz}$)							

*TP – thermomechanical properties, **FDM - finite difference method

4. Discussion and conclusions

Analytical model for the estimation of amount of heat generated during FSW has shown that 60-100% of mechanical power delivered to the welding tool transform into heat. Median value of heat transformation is 86.58% (during plunging phase 79.27%, first dwelling 90.10%, welding 90.25%, second dwelling 90.94%, and pulling out 52.92%). Numerical simulation of FSW included well known finite difference method for numerical estimation of temperatures in discrete nodes of workpieces and accuracy of the simulation is improved by the innovative numerical method for material flow definition - node substitution and replacements. Proposed analytical/numerical model for temperature estimation gave numerically estimated temperature that varies up to 11% from experimentally estimated temperature (that is about 15 °C as absolute error). Maximal temperature on welding plates was numerically estimated

$T_{\max} = 393,538 \text{ }^{\circ}\text{C}$, what is about 80% of Al 2024 T351 melting point. Maximal temperature of the welding tool was experimentally measured $T_{\max} = 464 \text{ }^{\circ}\text{C}$.

Literature

- [1] Colligan K: 'Dynamic material deformation during friction stir welding aluminium.' Proc. 1st Int. Symp. on Friction Stir Welding, Thousand Oaks, USA 1999.
- [2] Colegrove, P.A.; Sherclif, H. R. 3-Dimensional CDF modelling of flow round a threaded friction stir welding tool profile, *J. Mater. Process. Tech.*, v.169, p.320-327, 2005.
- [3] M. Song, R. Kovačević: "Thermal modeling of friction stir welding in a moving coordinate system and its validation", *Int. J. of Machine Tools & Manufacture*, Vol. 43, pp. 605-615, 2003.
- [4] Mijajlović, M. *et al*: Mathematical Model for Analytical Estimation of Generated Heat During Friction Stir Welding. Part 1, *Journal of Balkan Tribological Association*, Vol. 17, No 2, 2011, pp. 179-191, ISSN 1310-4772, Sofia, Bulgaria, 2011.
- [5] Mijajlović, M. *et al*: Mathematical Model for Analytical Estimation of Generated Heat During Friction Stir Welding. Part 2, *Journal of Balkan Tribological Association*, Vol. 17, No 3, 2011, pp. 361-370, ISSN 1310-4772, Sofia, Bulgaria, 2011.
- [6] Mijajlović, M: Investigation and development of analytical model for estimation of amount of heat generated during FSW, PhD thesis, University of Nis, Faculty of Mechanical Engineering Nis, 2012.
- [7] Schmidt, H *et al*: An analytical model for the heat generation in Friction Stir Welding, *Modeling Simul. Mater. Sci. Eng.* 12 No 1 (January 2004) p. 143-157, PII: S0965-0393(04)69225-4, <http://iopscience.iop.org/0965-0393/12/1/013/>.
- [8] Nandan, R. et al, Three-dimensional heat and material flow during friction stir welding of mild steel, *Acta Materialia*, v.55, p.883-895, 2007.
- [9] Ouyang, J.H. and Kovačević, R., "Material Flow and Microstructure in the Friction Stir Butt Welds of the Same and Dissimilar Aluminum Alloys", the *Journal of Materials Engineering and Performance*, ASM International, Vol. 11, No. 1, February 2002, pp. 51-63.
- [10] Ulysse, P. Three-dimensional modeling of the friction stir-welding process, *Int. J. Mach. Tool. Manu.*, v.42, p.1549-1557, 2002.

- [11] Đurđanović, M. *et al*: Heat Generation During Friction Stir Welding Process, *Tribology in Industry*, no. 1-2, *Journal*, vol. 31, pp. 8-14, no. 1-2, Faculty of Mechanical Engineering Kragujevac, Kragujevac, Serbia, May, 2009, ISSN 0354-8996.